



# UK Best Ideas Fund™

## fund objective

The UK Best Ideas Fund™ aims to provide long-term total return from capital growth and income through investment in UK securities.

## performance

While Financial Express and Skandia Investment Group have used all reasonable endeavours to ensure the accuracy of the information contained in this factsheet, neither accept any liability in respect of the investment decisions of investors nor any loss arising from such decisions.

### percentage growth year by year to month end shown in table

1 year to 31/12/2009	1 year to 31/12/2008	1 year to 31/12/2007	1 year to 31/12/2006	1 year to 31/12/2005
21.52%	-44.68%	0.60%	N/A	N/A

### percentage growth since launch

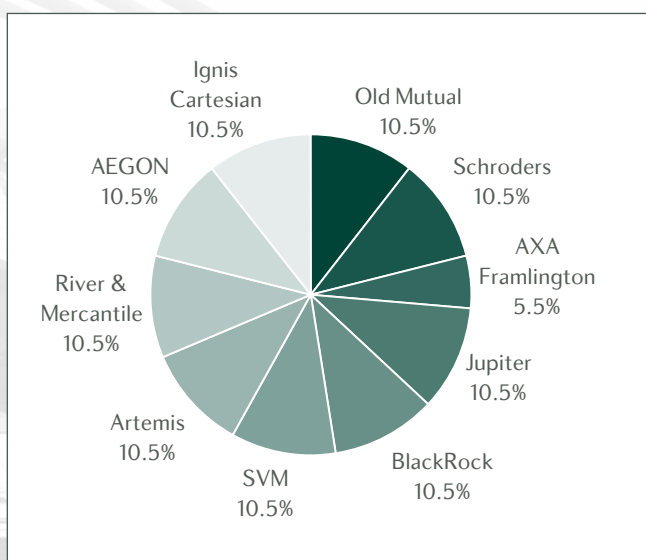
	3 months	6 months	1 year	3 years	5 years	Since launch
UK Best Ideas Fund™	-2.22%	18.68%	21.52%	-32.37%	N/A	-26.04%
IMA Sector average	3.20%	25.06%	30.41%	-9.63%	N/A	-4.55%
Quartile rank*	4	4	4	4	N/A	4
Benchmark	5.47%	29.07%	30.12%	-3.98%	N/A	-0.08%

Source: Financial Express. Percentage growth is calculated in a single pricing basis with net income reinvested into the Fund. Sector average refers to the IMA UK All Companies Sector. Figures are to 31 December 2009. Past performance does not indicate future performance.

\*Please see the Important Information section for the definition of quartile.

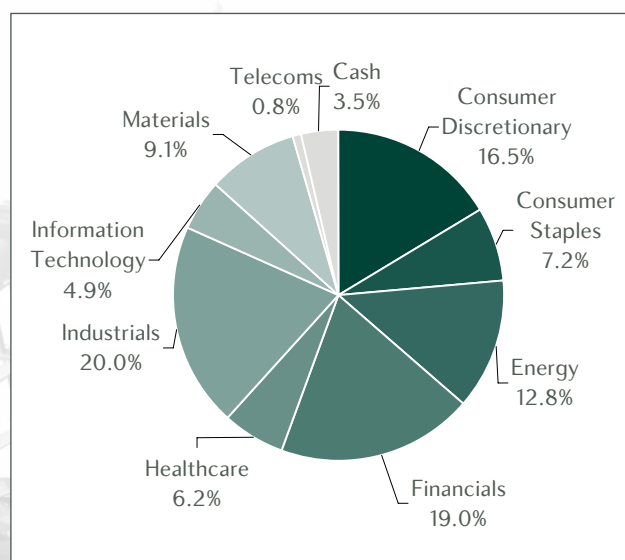
## target asset allocation

as at 31 December 2009



## sector breakdown

as at 31 December 2009



Please note percentages are rounded to 1 decimal place

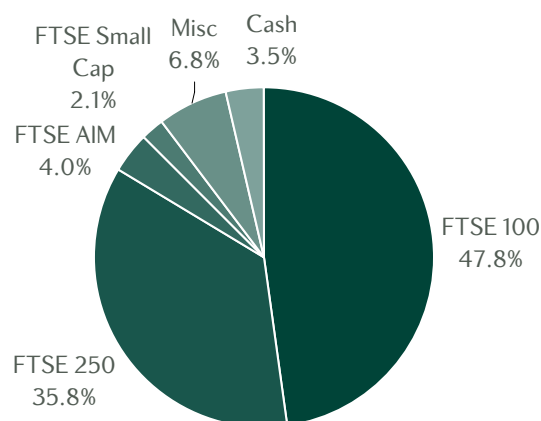
## top ten holdings

as at 31 December 2009

Holding	Percentage
Xstrata	4.43%
Unilever	3.33%
GKN	2.83%
Barclays	2.58%
Tullow Oil	2.55%
GlaxoSmithKline	2.37%
Dana Petroleum	2.30%
Compass Group	2.20%
Invensys	1.95%
Rio Tinto	1.89%

## market capitalisation

as at 31 December 2009



## fund facts

These details are specific to the Open-Ended Investment Company (OEIC) Fund, which is operated and managed by Skandia Investment Group. Some or all of the fund information below will differ for investments made via other Skandia products.

Launch date	11 October 2006
IMA sector	UK All Companies
Benchmark	FTSE All Share Index
Initial charge	5.0%
Annual management charge	1.50%
Total expense ratio	2.32%
Minimum investment	Lump Sum - £1,000 Regular Savings - £50 per month
ISA eligibility	Yes
Type of share	Accumulation
Valuation point	Daily 12 noon UK time
SEDOL	BIFD3V2
ISIN	GB00B1FD3V21
MEXID	SNUKBI
Fund size as at 31 December 2009	£141.8m

The current daily share price can be found on our website at [www.skandiainvestmentmanagement.com/funds/fundinformation](http://www.skandiainvestmentmanagement.com/funds/fundinformation).

## important information

The underlying managers are given a high degree of freedom to pursue their best stock ideas, so the Fund is likely to perform very differently from traditional funds.

The past performance of an investment is not a guide to future investment performance.

What you get back will depend on investment performance and is therefore not guaranteed. The value of investments and any income from them can fall as well as rise.

When you cash in your investment you may get back less than you invested, especially in the early years.

You should appreciate that there are inherent risks in all types of investments. There can be no guarantee that the objectives of the Fund will be achieved.

Where the Fund invests in securities designated in a different currency to the Fund, the value of the Fund may rise and fall purely as a result of exchange rate fluctuations.

If the Fund has a high proportion of cash when markets are rising, the investment return could be less than if it were fully invested in securities.

At times, the Fund may be heavily invested in smaller companies, which may carry a higher degree of risk and be more difficult to sell than larger companies.

Funds that invest in a particular region or market sector may be more risky than funds that invest in a number of regions or sectors. For this reason you should consider your degree of exposure to this Fund in the context of all your investments.

You should be aware that the use by the Fund of derivatives for the purpose of efficient portfolio management exposes the Fund to the risk that the provider of the derivative becomes insolvent while it owes money to the Fund.

\* Quartile - A statistical term which, in this context, describes the performance of an investment fund relative to other investment funds in a group or sector. Each quartile contains 25% of the funds based upon the performance of each fund in comparison to other funds in the group or sector. The funds are ordered by performance with the top performing 25% of funds making up the 1st quartile and the worst performing 25% of funds making up the 4th quartile.

Skandia Investment Group is a trading name of Skandia Investment Management Limited. Skandia Investment Management Limited is authorised and regulated by the Financial Services Authority. FSA Registered Number 208543 Registered Number: 4227837 England Registered office: Skandia House, Portland Terrace, Southampton, SO14 7EJ, United Kingdom.

The Authorised Corporate Director for the Skandia UK Best Ideas Fund™ is Skandia Investment Management Limited.

[www.skandiainvestmentmanagement.com](http://www.skandiainvestmentmanagement.com)